

vtech[®]

User's Manual

Soft Fun Play Book[™]



© 2004 VTech
Printed in China

91-61450-000-006 (美)

Dear Parent,

*Ever notice the look on your baby's face when they learn something new through their own discovery? These self-accomplished moments are a parent's greatest reward. To help fulfill them, VTech® created the **Infant Learning** series of toys.*

*These unique interactive learning toys directly respond to what children do naturally – play! Using innovative technology, these toys react to baby's interactions, making each play experience fun and unique as they learn age-appropriate concepts like first words, numbers, shapes, colors and music. More importantly, VTech®'s **Infant Learning** toys develop baby's mental and physical abilities by inspiring, engaging and teaching.*

At VTech®, we know that a child has the ability to do great things. That's why all of our electronic learning products are uniquely designed to develop a child's mind and allow them to learn to the best of their ability. We thank you for trusting VTech® with the important job of helping your child learn and grow!

Sincerely,

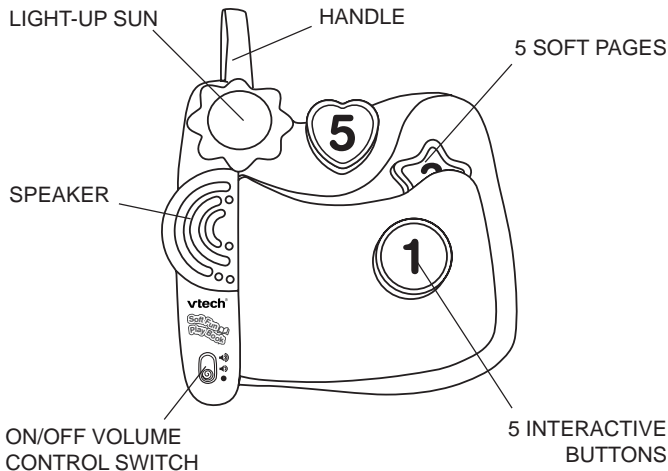
Your Friends at VTech®

*To learn more about **Infant Learning** and other VTech® toys, visit www.vtech.com*

INTRODUCTION

Thank you for purchasing the **VTech® Soft Fun Play Book™** learning toy.

The **VTech® Soft Fun Play Book™** is designed specially for babies aged 3 months and up. This colorful book features friendly animal characters, bright colors, soft touchable pages and a cheerful light-up sun to welcome babies into play. Buttons on every page introduce objects and numbers and while playing of fun melodies to stimulate and entertain little ones for hours!



INCLUDED IN THIS PACKAGE


- One VTech® Soft Fun Play Book™
- One instruction manual

WARNING: All packing materials, such as tape, plastic sheets, wire ties and tags are not part of this toy, and should be discarded for your child's safety.

GETTING STARTED

BATTERY INSTALLATION

1. Make sure the unit is turned **OFF**.
2. Locate the battery cover on the bottom of the unit. Use a coin or screwdriver to loosen the screw.
3. Install 2 new 'AAA' batteries following the diagram inside the battery box.
4. Replace the battery cover and tighten the screw to secure the battery cover.



BATTERY NOTICE

- Non-rechargeable batteries are not to be recharged.
- Rechargeable batteries are to be removed from the toy before being charged (if removable).
- Rechargeable batteries are to only to be charged under adult supervision (if removable).
- Different types of batteries or new and used batteries are not to be mixed.
- Only batteries of the same or equivalent type as recommended are to be used.
- Batteries are to be inserted with the correct polarity.
- Exhausted batteries are to be removed from the to.y.
- The supply terminals are not to be short-circuited.
- The toy is not to be connected to more than the recommended number of power supplies.
- Do not dispose of battery in fire.

WE DO NOT RECOMMEND THE USE OF RECHARGEABLE BATTERIES.



NOTE: If for some reason the program/activity stops working, please follow these steps:

1. Please turn the unit **OFF**.
2. Interrupt the power supply by removing the batteries.
3. Let the unit stand for a few minutes, then replace the batteries.
4. Turn the unit **ON**. The unit should now be ready to play again.

If the problem persists, please call our Consumer Services Department at 1-800-521-2010 in the U.S. or 1-877-352-8697 in Canada.

PRODUCT FEATURES

1. ON/OFF VOLUME CONTROL SWITCH

Slide the on/off volume control switch to the low volume () or high volume () position.



2. AUTOMATIC SHUT-OFF

To preserve battery life, the **VTech® Soft Fun Play Book™** will automatically power-down after approximately 30 seconds without input. It can be turned on again by pressing any button.

ACTIVITIES

1. Slide the on/off volume control switch to the low volume or high volume position. You will hear "It's story time!" Then you will hear a silly sing-along song followed by "Let's read the story!" and the sun will light up.
2. Press a button on each page to hear a short phrase, number, or animal and related sound effect. The sun will light up with the phrase, then a random melody will play.
3. If there is no input for 10 seconds, a random phrase or a short tune will be heard. The sun light will light up with the sound. If there is no input for several minutes, the unit will go into sleep mode. It can be re-activated by pressing any button.



MELODY LIST

1. Row, Row, Row Your Boat
2. Mary Had A Little Lamb
3. Old MacDonald Had A Farm
4. London Bridge
5. The Wheels On the Bus
6. Head, Shoulders, Knees and Toes
7. Itsy Bitsy Spider
8. Three Blind Mice
9. Twinkle, Twinkle, Little Star
10. Rock-a-bye Baby

CARE & MAINTENANCE

1. Keep the unit clean by wiping it with a slightly damp cloth.
2. Keep the unit out of direct sunlight and away from any direct heat source.
3. Remove the batteries when the unit is not in use for an extended period of time.
4. Do not drop the unit on hard surfaces and do not expose the unit to moisture or water.

TROUBLESHOOTING

If for some reason the program/activity stops working, please follow these steps:

1. Please turn the unit **OFF**.
2. Interrupt the power supply by removing the batteries.
3. Let the unit stand for a few minutes, then replace the batteries.
4. Turn the unit **ON**. The unit should now be ready to play again.

If the problem persists, please call our Consumer Services Department at 1-800-521-2010 in the U.S. or 1-877-352-8697 in Canada, and a service representative will be happy to help you.

For information on this product warranty, please call **VTech**® at 1-800-521-2010 in the U.S. or 1-877-352-8697 in Canada.

IMPORTANT NOTE:

Creating and developing **Infant Learning** products is accompanied by a responsibility that we at **VTech**® take very seriously. We make every effort to ensure the accuracy of the information, which forms the value of our products. However, errors sometimes can occur. It is important for you to know that we stand behind our products and encourage you to call our Consumer Services Department at 1-800-521-2010 in the U.S. or 1-877-352-8697 in Canada.

Note:

This equipment has been tested and found to comply with the limits for a Class B digital device, pursuant to Part 15 of the FCC Rules. These limits are designed to provide reasonable protection against harmful interference in a residential installation. This equipment generates, uses and can radiate radio frequency energy and, if not installed and used in accordance with the instructions, may cause harmful interference to radio communications. However, there is no guarantee that interference will not occur in a particular installation. If this equipment does cause harmful interference to radio or television reception, which can be determined by turning the equipment off and on, the user is encouraged to try to correct the interference by one or more of the following measures:

- Reorient or relocate the receiving antenna
- Increase the separation between the equipment and receiver
- Connect the equipment into an outlet on a circuit different from that to which the receiver is connected
- Consult the dealer or an experienced radio/TV technician for help

THIS DEVICE COMPLIES WITH PART 15 OF THE FCC RULES. OPERATION IS SUBJECT TO THE FOLLOWING TWO CONDITIONS: (1) THIS DEVICE MAY NOT CAUSE HARMFUL INTERFERENCE, AND (2) THIS DEVICE MUST ACCEPT ANY INTERFERENCE RECEIVED, INCLUDING INTERFERENCE THAT MAY CAUSE UNDESIRE OPERATION.

THIS CLASS B DIGITAL APPARATUS COMPLIES WITH CANADIAN ICES-003.

CET APPAREIL NUMÉRIQUE DE LA CLASSE B EST CONFORME À LA NORME NMB-003 DU CANADA.